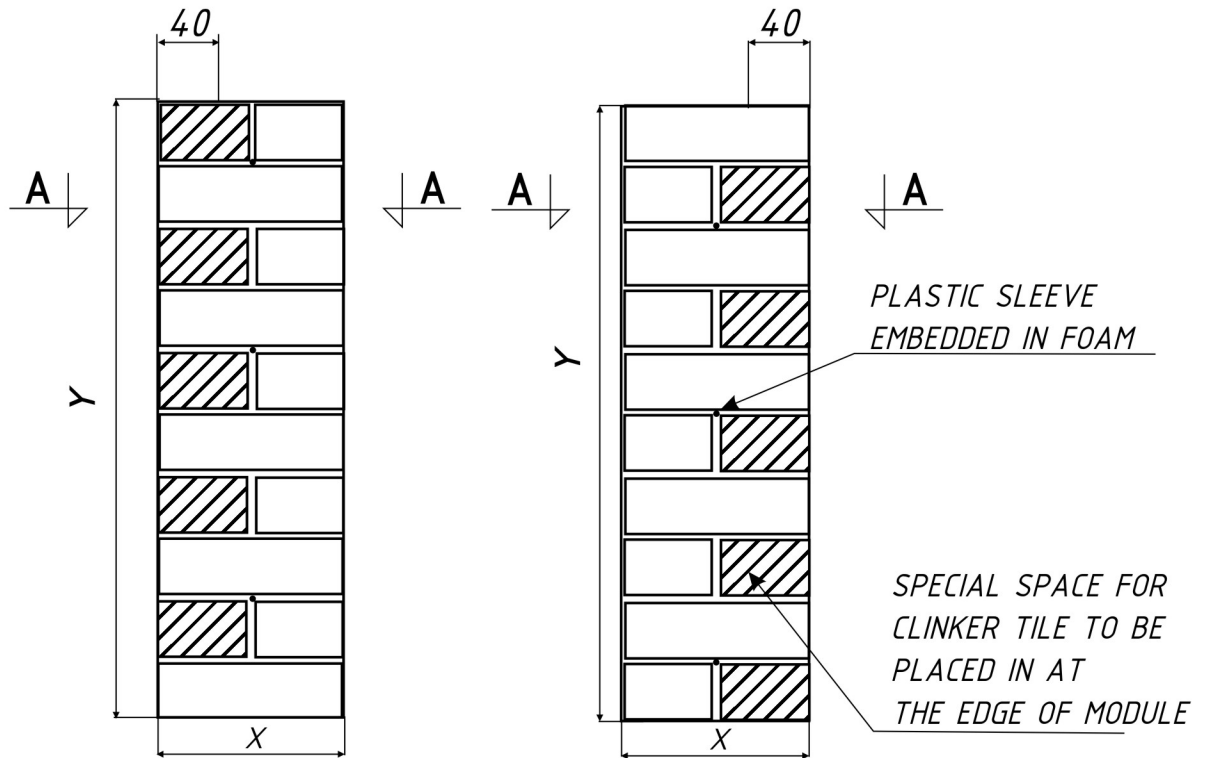
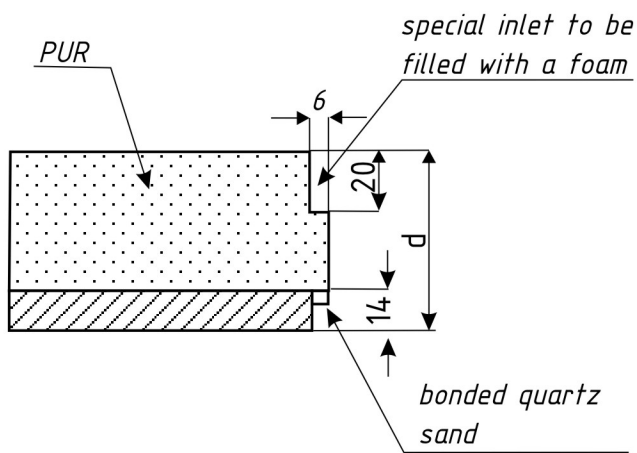


CORNER of mathermic system

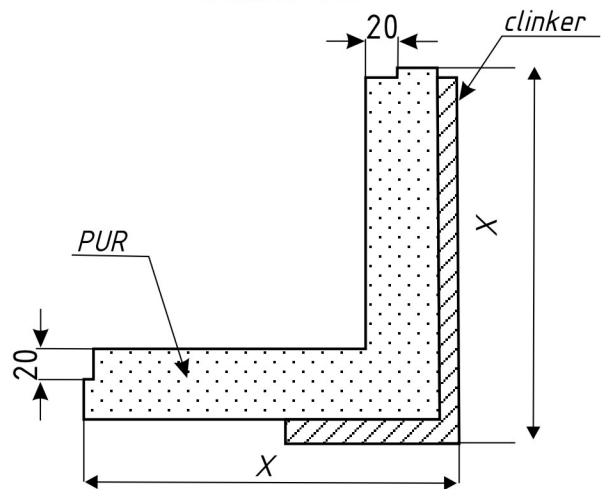
View of the corner



View of the element's edge,
scale 1:2.5



Cross-section A-A
scale 1:5



Clinker dimensions (mm)	Corner dimensions X,Y(mm)	Thickness d (mm)
250/120x65	256 x 770	40, 50, 60, 70, 80, 90, 100
240/115x71	246 x 830	40, 50, 60, 70, 80, 90, 100
215/102x65	221 x 770	40, 50, 60, 70, 80, 90, 100
290/90x52	296 x 640	40, 50, 60, 70, 80, 90, 100
240/115x65	246 x 770	40, 50, 60, 70, 80, 90, 100